

ULTRASONIC FLOW METERS BY

HOFFER

Flow Measurement Systems

TRANSI-FLO I

ULTRASONIC AC POWERED
GENERAL INDUSTRIAL METERS

NEW!



The Hoffer Ultrasonic flow meters of the **Transi-Flo I** single beam and dual-beam type series are intended for flowrate measurements of conductive, non-conductive and aggressive liquids. Ultrasonic flow meters operate on the principle of measuring the difference in transit times of ultrasonic waves traveling in and against the fluid flow direction. The meter consists of a flow sensor and associated electronic unit. Ultrasonic flow meters offer excellent user value and high measurement accuracy over a wide range of flow rates, long-term stability, negligible pressure losses and the capability of measuring the flowrate of virtually any liquid medium.

The electronic unit supplies power to both ultrasonic probes and, via its outputs, communicates the flow-rate data to other data processing systems. The meter can be supplied either as an integral system or with a remote electronic unit. The meters are offered in three configurations: **SELECT** (including a display unit and control keyboard, signal outputs), **CLASSIC** (including a display unit, signal outputs) or **EFFICIENT** (signal outputs only). In the integral version, the electronic unit is mounted in an aluminum housing and in the remote version it is fitted into a thermoplastic IP65 enclosure.

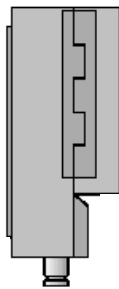
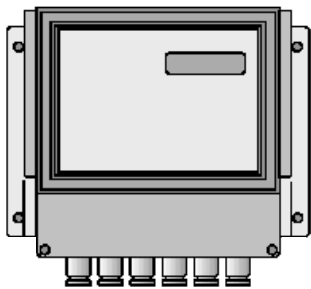
TRANSI-FLO I FLOWMETER SPECIFICATIONS

| | |
|------------------------------------|---|
| Line Sizes: | 1-1/4" to 12" for both single and dual beam (Bi-Directional) |
| Nominal Pressure: | 232, 580 PSIG |
| Measurement Accuracy Single Beam: | ±1.0% for velocity of the measured liquid $v > 0.5\text{m/s}$ |
| Measurement Accuracy Dual Beam: | ±0.5% for velocity of the measured liquid $v > 0.5\text{m/s}$ |
| Temperature of liquid: | 32 to 311°F |
| Ambient Temperature: | 41 to 131°F |
| Display unit: | Alpha-numerical LCD unit, two lines of 16 characters each |
| Power Supply: | 0 to 250VAC, 50 to 60 Hz (AC) |
| Protection Class (electronic unit) | IP65—Remote version, IP67—Meter mounted version |
| Protection Class (sensor) | IP67 |
| Outputs (insulated) | Pulse type, one pulse per 0.1 to 1,000 liters frequency type, 0 to 1,000 Hz or 10kHz (0 to qs) Relay type 24 VAC/0.1A |
| Options | Communication line RS 485 Extended temperature range: -4° to +356°F (-20°C to + 180°C) Current output 0 (4) to 20mA + (0 to qs) Mass flowrate measurement capability Flowrate measurement in two directions Sensor protection class IP68 |

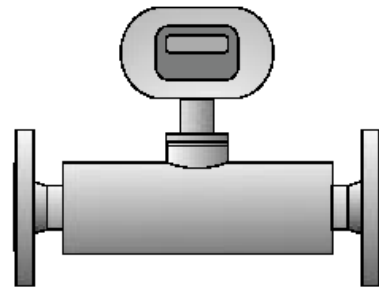
Meter Sizes and Flow Rates

| Single Beam Accuracy | Dual Beam Accuracy | Line Size: | 1 1/4" | 1 1/2" | 2" | 2 1/2" | 3" | 4" | 5" | 6" | 8" | 10" | 12" |
|----------------------|--------------------|-----------------------------|--------|--------|-----|--------|-----|------|------|------|------|------|------|
| +/-1% | +/-0.5% | Maximum Flow Rate GPM: | 88 | 140 | 220 | 352 | 660 | 1056 | 1541 | 2201 | 3962 | 6164 | 8805 |
| | | Minimum Flow Rate GPM: | 6.6 | 10 | 15 | 26 | 39 | 61 | 96 | 140 | 250 | 391 | 559 |
| +/-5% | +/-3% | Minimum Extended Flow Rate: | 0.88 | 1.4 | 2.2 | 3.5 | 6.6 | 10.5 | 15.4 | 22 | 40 | 62 | 88 |

REMOTE ELECTRONIC UNIT



INTEGRAL METER MOUNTED ELECTRONIC DISPLAY



H **HOFFER FLOW CONTROLS, INC.**
 107 Kitty Hawk Lane, P. O. Box 2145, Elizabeth City, NC 27906-2145
 800-628-4584 252-331-1997 FAX 252-331-2886
 www.hofferflow.com email: info@hofferflow.com

The specifications contained herein are subject to change without notice and any user of said specifications should verify from the manufacturer that the specification are currently in effect. Otherwise, the manufacturer assumes no responsibility for the use of specifications which may have been changed and are no longer in effect.

The quality system covering the design, manufacture and testing of our products is certified to International Standard ISO 9001.

