

REOTEMP's Sanitary RTD's are designed for temperature sensing in food, dairy, beverage and pharmaceutical applications where sensor corrosion and product contamination are critical factors.



**Features:**

- Ideal for CIP (Clean-in-Place) or SIP
- All Wetted Parts Highly Polished to Exceed 3A Requirements
- Quick-Connect Tri-Clamp Design
- Fast Response Tip Available
- Variety of Stem and Termination Options

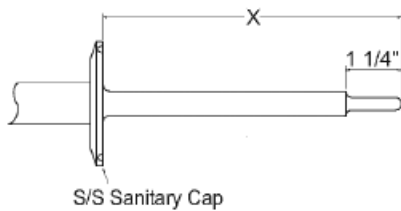
Table (A)

### Stem Options

**Standard 1/4" Dia. stem (Type A)**



**Reduced Tip Stem (Type B, C, E)**



**Mini-Stem (Type D)**

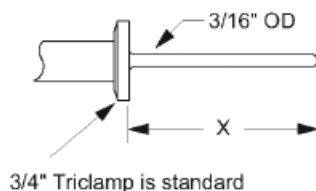
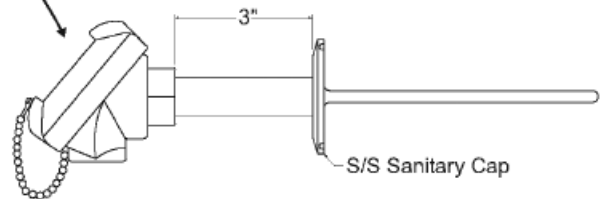


Table (B)

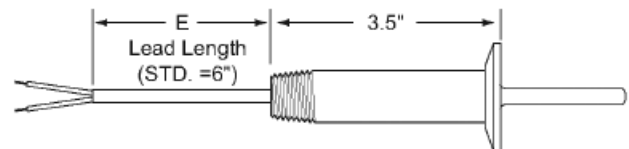
### Termination Options

Type S = FDA Compliant  
White Polypropylene  
Screw Cover  
Head (standard)

**Connection head-Type S, Y, or T**



**Type L (with Teflon Leads)**



# CIP Sanitary Thermocouples & RTD's

## How to Order

R — **L3** — **030** — **A** — **T 15** — **L 12**

### Sensor Type

RTD - 100 ohm; .00385 $\alpha$ ; 3 wire  
Accuracy # Elements

L3	= 0.10%	1
H3	= 0.01%	1
L6	= 0.10%	2
H6	= 0.01%	2

Maximum temperature: 400°F (204°C)

### Thermocouples

JG	Type J	Grounded
JU		Ungrounded
KG	Type K	Grounded
KU		Ungrounded

### Immersion Length (X)

Length	Length
020 = 2"	060 = 6"
030 = 3"	090 = 9"
040 = 4"	120 = 12"

Long or intermediate lengths OK  
Please specify length

### Stem Style

(See table (A), p. 16)

Description
A = 1/4" Diameter
B = Reduced Tip (3/16" tip OD x 3/8" sheath OD)
C = Reduced Tip (1/4" tip OD x 1/2" sheath OD)
D = 3/16" Diameter Tip (Single Element Only)
E = Special HTST Fast Response Reduced Tip (3/16" tip OD x 3/8" sheath OD, response time 3 to 3.5 sec.) Available in H3 & H6 RTD Type Only.
F = 3/8" dia. stem

### Termination

(See Termination table (B), p. 16)

Description
S = Std. White Polypropylene Connection Head (FDA Compliant)
T = White Polypropylene Connection Head with 4-20mA Transmitter
Y = White Epoxy Coated Aluminum Head
L = 1/2" NPT 316SS threads with "E" Teflon Leads (Specify Length, e.g. 12" = L12)

### Sanitary Cap

Tri-Clamp Caps (Triclover 16 AMP Type)

Description
T15 = 1.5" (Standard)
T20 = 2"
T30 = 3"
T75 = 3/4" Fractional (with "D" stem only)
Other Cap Styles Available - Please Specify

All wetted parts meet or exceed 3-A standards

### Other Available Options:

- Alternate Wire Termination
- Alternate Sanitary Cap Styles
- Digital Indicating Meters (Suitable for Washdown)
- Thermocouple Sensors (Sanitary & Industrial)
- RTD's/TC with CIP Sanitary Connected Wells
- Penetration Probes
- Chemical Resistant Thermocouples
- Stainless Steel Tags

### Other REOTEMP CIP Sanitary Products



Sanitary Pressure Gauges



Sanitary Thermowells



Sanitary Bimetal Thermometers



Sanitary Pressure Transmitters