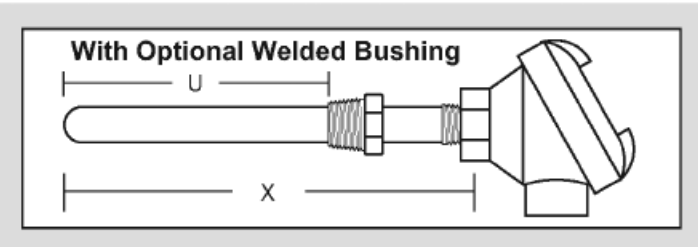
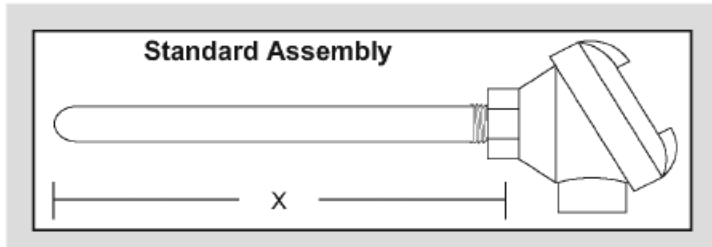


Metal Tube Assemblies Thermocouples



Metal Tube Assembly MTA — 1 2 3 4 5 6

1. Head Type \ Connection

A = Cast Iron
B = Cast Aluminum

2. Sensor Type

Single	Dual
K	KK
J	JJ
N	NN

3. Wire Gauge / Insulator

AWG
20
14
8
R = round
C = oval

6. Options

Process Connection

W = Welded Bushing
(Specify NPT & insertion length "U")
N = Union Nipple
(Specify Extension length)
F = Malleable Iron flange

5. Tube Length (X)

12 = 12"
18 = 18"
24 = 24"
30 = 30"
36 = 36"
Other - Specify

4. Tube Material / Size

Material
S = 316SS
F = 304SS
C = Carbon Steel
I = Inconel 600
Pipe Size
2 = 1/4"
5 = 1/2"
7 = 3/4"
1 = 1"

Metal Protection Tube Only

MTO

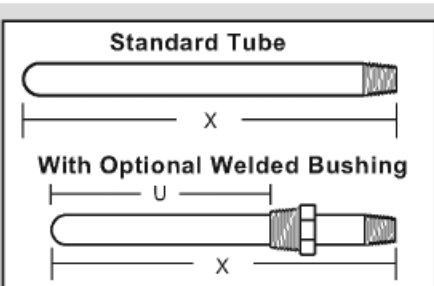
Tube Material / Size

C5

Tube Length (X)

12

Options



Tube Material
S = 316SS
F = 304SS
C = Carbon Steel
I = Inconel 600
Pipe Size
2 = 1/4"
5 = 1/2"
7 = 3/4"
1 = 1"

12 = 12"
18 = 18"
24 = 24"
30 = 30"
36 = 36"
Other - Specify

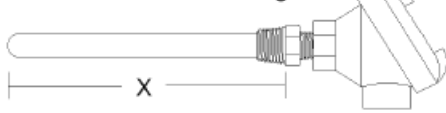
Process Connection

W = Welded Bushing
(Specify NPT & insertion length "U")
N = Union Nipple
(Specify Extension length)
F = Malleable Iron flange

Ceramic Tube Assemblies Thermocouples

Ceramic Tube Thermocouple Assemblies

with standard hex fitting



with optional nipple



- For High temperature process heating applications
- Alumina (max 3400 °F) or Mullite (max 2700 °F)
- Base metal or Noble metal thermocouples
- Applications: Kilns, Furnaces, Gas Heaters, Incinerators, Heat Treating, Smelting, Foundry


Complete Assemblies (Tube, Element, Head)

Ceramic Tube Assemblies	Head Type Connection	Sensor Type	Wire Gauge	Tube Material/Length	Tube OD/Hex Fitting Process NPT	Options																																																								
CTA	A	KK	20	M18	B																																																									
A = Cast Iron B = Cast Aluminum		<table border="1"> <thead> <tr> <th>Single Base Metal</th> <th>Dual Base Metal</th> </tr> </thead> <tbody> <tr><td>K</td><td>KK</td></tr> <tr><td>J</td><td>JJ</td></tr> <tr><td>E</td><td>EE</td></tr> <tr><td>T</td><td>TT</td></tr> <tr><td>M</td><td>MM</td></tr> <tr> <th colspan="2">Noble Metal</th> </tr> <tr><td>R</td><td>RR</td></tr> <tr><td>S</td><td>SS</td></tr> <tr><td>B</td><td>BB</td></tr> </tbody> </table>	Single Base Metal	Dual Base Metal	K	KK	J	JJ	E	EE	T	TT	M	MM	Noble Metal		R	RR	S	SS	B	BB	<table border="1"> <thead> <tr> <th>WG Base</th> <th>Noble</th> </tr> </thead> <tbody> <tr><td>20</td><td>24</td></tr> <tr><td>14</td><td>26</td></tr> <tr><td>8</td><td></td></tr> </tbody> </table>	WG Base	Noble	20	24	14	26	8		<table border="1"> <thead> <tr> <th>Material</th> </tr> </thead> <tbody> <tr><td>A = Alumina (to 3400F)</td></tr> <tr><td>M = Mullite (to 2700F)</td></tr> <tr> <th>Length (x)</th> </tr> <tr><td>12 = 12 Inches</td></tr> <tr><td>18 = 18 Inches</td></tr> <tr><td>24 = 24 Inches</td></tr> <tr><td>30 = 30 Inches</td></tr> <tr><td>36 = 36 Inches</td></tr> <tr><td>other - specify</td></tr> </tbody> </table>	Material	A = Alumina (to 3400F)	M = Mullite (to 2700F)	Length (x)	12 = 12 Inches	18 = 18 Inches	24 = 24 Inches	30 = 30 Inches	36 = 36 Inches	other - specify	<table border="1"> <tbody> <tr><td>A = 3/8"OD x 1/2"NPT</td></tr> <tr><td>B = 11/16"OD x 3/4"NPT</td></tr> <tr><td>C = 1"OD x 1 1/4"NPT</td></tr> <tr><td>D = 11/16" OD x 1" NPT</td></tr> <tr><td>E = 11/16" OD x 1 1/4" NPT</td></tr> </tbody> </table>	A = 3/8"OD x 1/2"NPT	B = 11/16"OD x 3/4"NPT	C = 1"OD x 1 1/4"NPT	D = 11/16" OD x 1" NPT	E = 11/16" OD x 1 1/4" NPT	<table border="1"> <thead> <tr> <th>Process Connection</th> </tr> </thead> <tbody> <tr><td>(Std. = Steel Hex Ftg.)</td></tr> <tr><td>N = Pipe Nipple (specify length "E")</td></tr> <tr><td>F = Malleable Iron Flange</td></tr> <tr><td>S = Stainless Fitting</td></tr> <tr> <th>Hot Junction Styles</th> </tr> <tr><td>(Std. = plain)</td></tr> <tr><td>T = Twisted</td></tr> <tr><td>I = Insulated</td></tr> <tr> <th>Insulator Styles</th> </tr> <tr><td>(Std. = round ceramic)</td></tr> <tr><td>C = Oval Ceramic</td></tr> <tr><td>Q = Other (specify)</td></tr> </tbody> </table>	Process Connection	(Std. = Steel Hex Ftg.)	N = Pipe Nipple (specify length "E")	F = Malleable Iron Flange	S = Stainless Fitting	Hot Junction Styles	(Std. = plain)	T = Twisted	I = Insulated	Insulator Styles	(Std. = round ceramic)	C = Oval Ceramic	Q = Other (specify)
Single Base Metal	Dual Base Metal																																																													
K	KK																																																													
J	JJ																																																													
E	EE																																																													
T	TT																																																													
M	MM																																																													
Noble Metal																																																														
R	RR																																																													
S	SS																																																													
B	BB																																																													
WG Base	Noble																																																													
20	24																																																													
14	26																																																													
8																																																														
Material																																																														
A = Alumina (to 3400F)																																																														
M = Mullite (to 2700F)																																																														
Length (x)																																																														
12 = 12 Inches																																																														
18 = 18 Inches																																																														
24 = 24 Inches																																																														
30 = 30 Inches																																																														
36 = 36 Inches																																																														
other - specify																																																														
A = 3/8"OD x 1/2"NPT																																																														
B = 11/16"OD x 3/4"NPT																																																														
C = 1"OD x 1 1/4"NPT																																																														
D = 11/16" OD x 1" NPT																																																														
E = 11/16" OD x 1 1/4" NPT																																																														
Process Connection																																																														
(Std. = Steel Hex Ftg.)																																																														
N = Pipe Nipple (specify length "E")																																																														
F = Malleable Iron Flange																																																														
S = Stainless Fitting																																																														
Hot Junction Styles																																																														
(Std. = plain)																																																														
T = Twisted																																																														
I = Insulated																																																														
Insulator Styles																																																														
(Std. = round ceramic)																																																														
C = Oval Ceramic																																																														
Q = Other (specify)																																																														


Noble Metal (platinum) thermocouples are widely relied upon for their accuracy, durability and reliability in very high temperature (up to 3100°F) applications in both laboratory and industry.

Ceramic Tubes Only (No Element or Head)

with standard hex fitting



with optional nipple



Replacement Elements see p.10 →

Ceramic Tube- Tube Only	Tube Material/Length	Tube OD/Hex Fitting Process NPT	Options																				
CTO	M18	B																					
<table border="1"> <thead> <tr> <th>Material</th> </tr> </thead> <tbody> <tr><td>A = Alumina</td></tr> <tr><td>M = Mullite</td></tr> <tr> <th>Length (x)</th> </tr> <tr><td>12 = 12 Inches</td></tr> <tr><td>18 = 18 Inches</td></tr> <tr><td>24 = 24 Inches</td></tr> <tr><td>30 = 30 Inches</td></tr> <tr><td>36 = 36 Inches</td></tr> <tr><td>other - specify</td></tr> </tbody> </table>		Material	A = Alumina	M = Mullite	Length (x)	12 = 12 Inches	18 = 18 Inches	24 = 24 Inches	30 = 30 Inches	36 = 36 Inches	other - specify	<table border="1"> <tbody> <tr><td>A = 3/8"OD x 1/2"NPT</td></tr> <tr><td>B = 11/16"OD x 3/4"NPT</td></tr> <tr><td>C = 1"OD x 1 1/4"NPT</td></tr> <tr><td>D = 11/16" OD x 1" NPT</td></tr> <tr><td>E = 11/16" OD x 1 1/4" NPT</td></tr> </tbody> </table>	A = 3/8"OD x 1/2"NPT	B = 11/16"OD x 3/4"NPT	C = 1"OD x 1 1/4"NPT	D = 11/16" OD x 1" NPT	E = 11/16" OD x 1 1/4" NPT	<table border="1"> <thead> <tr> <th>Process Connection</th> </tr> </thead> <tbody> <tr><td>(Std. = Steel Hex Ftg.)</td></tr> <tr><td>N = Pipe Nipple (specify length "E")</td></tr> <tr><td>F = Malleable Iron Flange</td></tr> <tr><td>S = Stainless Fitting</td></tr> </tbody> </table>	Process Connection	(Std. = Steel Hex Ftg.)	N = Pipe Nipple (specify length "E")	F = Malleable Iron Flange	S = Stainless Fitting
Material																							
A = Alumina																							
M = Mullite																							
Length (x)																							
12 = 12 Inches																							
18 = 18 Inches																							
24 = 24 Inches																							
30 = 30 Inches																							
36 = 36 Inches																							
other - specify																							
A = 3/8"OD x 1/2"NPT																							
B = 11/16"OD x 3/4"NPT																							
C = 1"OD x 1 1/4"NPT																							
D = 11/16" OD x 1" NPT																							
E = 11/16" OD x 1 1/4" NPT																							
Process Connection																							
(Std. = Steel Hex Ftg.)																							
N = Pipe Nipple (specify length "E")																							
F = Malleable Iron Flange																							
S = Stainless Fitting																							